

**Grenada School District (District 2220)**

Dr. David Daigneault, Superintendent  
 ddaigneault@gsd.k12.ms.us  
 253 South Main Street  
 Grenada, MS 38901

**— DISTRICT PROFILE —**

Section Source: MDE/SY 2007-2008

**Student Data — Demographics**

	This District	Mississippi
Total Enrollment	4,587	493,302
Free and Reduced Lunch	62.22%	66.31%
Average Daily Attendance	95.69%	96.40%

**Student Data — Racial Makeup**

Race	This District	Mississippi
Asian	0.46%	0.87%
Black	49.40%	50.61%
Hispanic	0.22%	1.92%
Native American	0.24%	0.20%
White	49.68%	46.40%

**Student Data — Special Education**

IEP Students as a Percentage of All Students	12.43%
Actual Number of IEP Students	570

\* IEP = Individualized Education Program

**School District Staff**

	This District	Mississippi
Number of Employees (FTE) <sup>1 2</sup>	657.09	70,600.12
Number of Teachers (FTE) <sup>1 2</sup>	296.82	33,972.78
National Board Certified Teachers	35	2,931
Highly Qualified Teachers	95.4%	94.1%
Emergency/Provisional Teachers	1.2%	3.8%
Number of Special Education Teachers (FTE) <sup>1 2</sup>	Not Available	
Highly Qualified Special Education Teachers	49.1%	72.5%
Emergency Special Education Teachers	9.3%	10.1%

<sup>1</sup>FTE = Full Time Equivalent

<sup>2</sup>Data from SY 2008-2009

**— ACADEMIC ACHIEVEMENT —**

Section Source: MDE


**2009 State Accountability Label<sup>2</sup>**

**—Successful—**

**2009-2010 Accreditation Status<sup>2</sup>**

**—Accredited—**

**Number of Schools by Accountability Label**



**Graduation and Completion Data (First Time 9th Graders in 04-05)**

	All Students	IEP Students	Mississippi
Graduation Rate	59.4%	NR %	72.0%
Completion Rate (w/ graduates)	69.9%	NR %	80.1%
Dropout Rate	23.5%	NR %	16.0%
Occupational Diplomas	NR	NR	454
Certificates of Attendance	NR	NR	1,072

**ACT Information (2007-2008)**

	This District	Mississippi
Graduates Taking ACT (estimated)	81.53%	94.37%
Average ACT Score	18.5	18.9

\* ACT = American College Test

**Expulsions & Out of School Suspensions > 10 Days (2007-2008)**

	This District	Mississippi
IEP Students	0.07%	0.84%
All Non-IEP Students	0.65%	3.77%

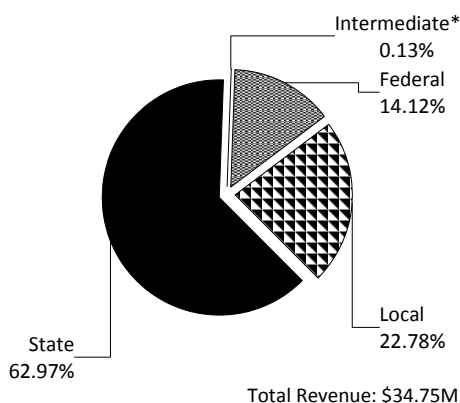
\* NR = Less Than 10 Students or No Results Reported

<sup>2</sup> Data from SY 2008-2009

**— FINANCIAL DATA —**

Section Source: MDE/SY 2007-2008

**Revenue Sources**



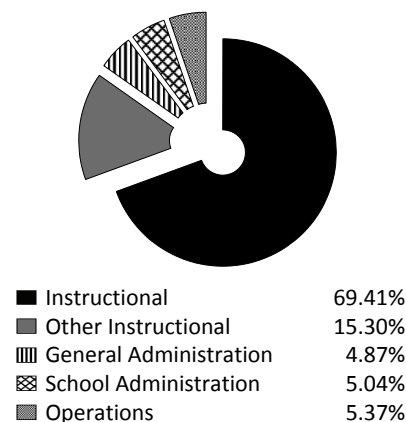
**Millage and Assessed Valuation**

	This District	Mississippi
Operational Millage Rate	38.07	42.73
Debt Service Millage Rate	3.44	4.09
Net Ad Valorem Requested	\$6,265,779	
Assessed Valuation	\$179,255,351	

**Estimated Per Pupil Expenditures**

	This District	Mississippi
Local	\$1,744	\$2,476
State	\$4,820	\$4,827
Federal	\$1,081	\$1,431
Intermediate <sup>3</sup>	\$10	\$3
<b>Total</b>	<b>\$7,655</b>	<b>\$8,737</b>

**Actual Expenditures**



For more information on how to get involved in the Grenada School District, or to obtain a free hard copy of this report, please call (662) 226-1606 or visit any Grenada School District School or District Office. To view this report online, or to find out more, visit [www.msreportcard.com](http://www.msreportcard.com).

<sup>3</sup>Intermediate funds are grants from an intermediate source which can be used for any legal purpose desired by the LEA